

HENDERSON WHEEL & WAREHOUSE SUPPLY

2008 ALCOA ALUMINUM WHEEL CATALOG

July 2008

Featuring:

Introducing Dura-Bright Wheels
Page 2

Why Change to Alcoa Aluminum Wheels?
Page 3

Alcoa Eight Hole Motor Wheel WHD-8 Type Wheels
Page 4

Alcoa Budd Uni-Mount-10 Type Wheels
Page 5

Alcoa Wide Base Hub Piloted Wheels
Pages 6 -9

Alcoa 10-Hole Budd Type Double Cap Nut Wheels
Pages 10 - 11

Alcoa Wide Base Stud Piloted Wheels
Pages 12 - 14

Alcoa Light Truck Wheels
Pages 15 - 37

Alcoa Light Truck Caps
Pages 38 - 39

**Alcoa Hug-A-Lug Nut Covers
and Aluminum Wheel Hub Caps**
Pages 40 - 42

Alcoa Chemicals
Page 43



ALCOA DURA-BRIGHT WHEELS



**MORE SHINE.
LESS MAINTENANCE.**

You said you wanted wheels that kept their brilliant good looks with as little effort as possible. Alcoa listened.

Introducing the first aluminum wheels you don't polish or scrub - just spray with soap and water. And, of course, they're from the aluminum experts, Alcoa.

It's not a coating. It's not a finish. It's a patented treatment that penetrates the aluminum. Alcoa Dura-Bright wheels need no painting, no polishing, no special chemicals. We think you'll agree. Alcoa Dura-Bright wheels are the closest to a maintenance-free shine you'll ever see.

Available exclusively from Alcoa, Dura-Bright wheel treatment:

- Protects wheels against oxidation and corrosion.
- Cleans easily, so brake dust, road salt, dirt and oil residue quickly wash away.
- Brightens the wheel.

Now your wheels can look their best with less effort than with any previous steel or aluminum wheel. That lets you save money and time - and still hit the road with clean, bright, good-looking wheels on your trucks and trailers.

Along with faster, easier cleaning and maintenance, you get all the advantages you've come to expect from Alcoa aluminum wheels.

Leave it to the company that invented the first practical aluminum truck wheel in 1948 to come up with Dura-Bright wheels - the next revolution in wheel maintenance.



WHY CHANGE TO ALCOA ALUMINUM WHEELS?

APPEARANCE

Alcoa aluminum disc wheels play a key role in enhancing your image; simply the sharpest looking wheels around.

WEIGHT SAVINGS

Alcoa aluminum wheels save weight which in turn allows you to gain payload or increase fuel efficiency. Alcoa aluminum wheels weigh less than steel wheels.

EASY MAINTENANCE

Just a simple washing will keep the wheels looking brand new. It's much easier than painting steel wheels.


ALCOA, A NAME YOU CAN TRUST

Only genuine Alcoa aluminum disc wheels carry this label. A name that is the best in the industry.



EIGHT HOLE MOTOR WHEEL WHD-8 TYPE WHEEL

**275 mm Bolt Circle / 221.1 mm Center Bore
Hub-Piloted Wheel / Single Nut**



Wheel Size	Part No.	Tire Sizes	Finish
22.5" x 8.25"	883440	11.00	Machine Finish
24.5" x 8.25"	983400	11.00, 285/75R	Machine Finish

Wheel Capacities	
22.5" x 8.25"	7400 lbs.
24.5" x 8.25"	7300 lbs.



Description	Part No.	Thread	Hex
Two-Piece Washered Nut	39874 or E9020	M22 x 1.5	33 mm

**Chrome Hug-A-Lug
Nut Covers**



Description	Part No.	Fits
Chrome Hug-A-Lug Nut Cover	000181	Alcoa Hub Piloted Wheels



TEN HOLE BUDD UNI-MOUNT-10 TYPE WHEEL

285.75 mm Bolt Circle / 220.1 mm Center Bore
Hub-Piloted Wheel / Single Nut



Wheel Size	Regular	Dura-Bright	Tire Sizes	Finish
22.5" x 8.25"	883640	883640DB	11.00	Machine Finish
22.5" x 8.25"	883641	883641DB	11.00	Outside (Front) Polish
22.5" x 8.25"	883642	883642DB	11.00	Inside (Rear) Polish
22.5" x 9.00"	893640	893640DB	12.00, 295/75R, 315/80R	Machine Finish
24.5" x 8.25"	983640	983640DB	11.00, 285/75R	Machine Finish
24.5" x 8.25"	983641	983641DB	11.00, 285/75R	Outside (Front) Polish
24.5" x 8.25"	983642	983642DB	11.00, 285/75R	Inside (Rear) Polish

Wheel Capacities	
22.5" x 8.25"	7400 lbs.
22.5" x 9"	9000 lbs.
24.5" x 8.25"	7400 lbs.

Chrome Hug-A-Lug Nut Covers



Description	Part No.	Thread	Hex
Two-Piece Washered Nut	39874 or E9020	M22 x 1.5	33 mm



Description	Part No.	Fits
Chrome Hub-A-Lug Nut Cover	000181	Alcoa Hub Piloted Wheels




Description	Part No.
2 Front Hub Caps, hug-a-lugs, wrench	076018
4 Rear Hub Caps, hug-a-lugs, wrench	077018





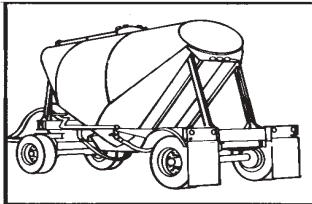

HUB PILOTED WIDE BASE WHEEL: TRAILER USE ONLY

Center Disc / Super Single Wheel

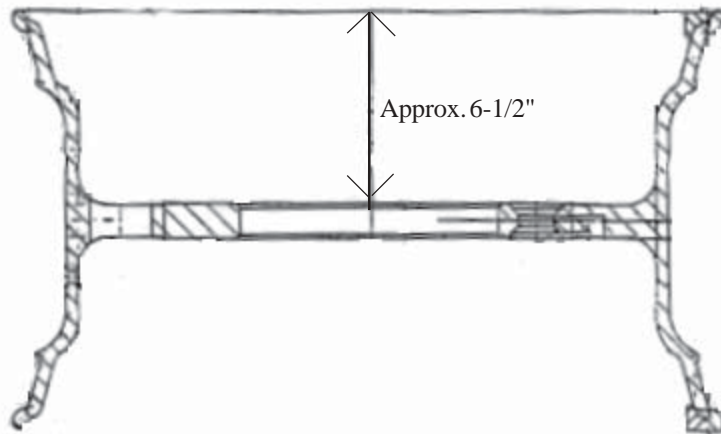
10-Hole 285.75 mm Bolt Circle / 220.1 mm Center Bore



Wheel Size	Part No.	Tire Sizes	Wheel Cap.	Finish
22.5" x 12.25"	823600	15R x 22.5 16.5R x 22.5 385/65R x 22.5 425/65R x 22.5	12,300 lbs.	Machine Finish



Description	Part No.	Thread	Hex
Swivel Nut	39874 or E9020	M22 x 1.5"	33mm



823600

Must consider tire clearances when switching to wide base wheels.



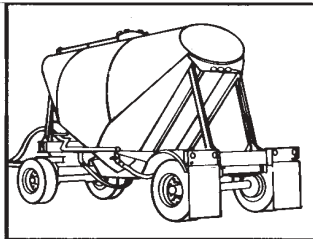



HUB-PILOTED WIDE BASE WHEEL: FRONT, REAR & TRAILER

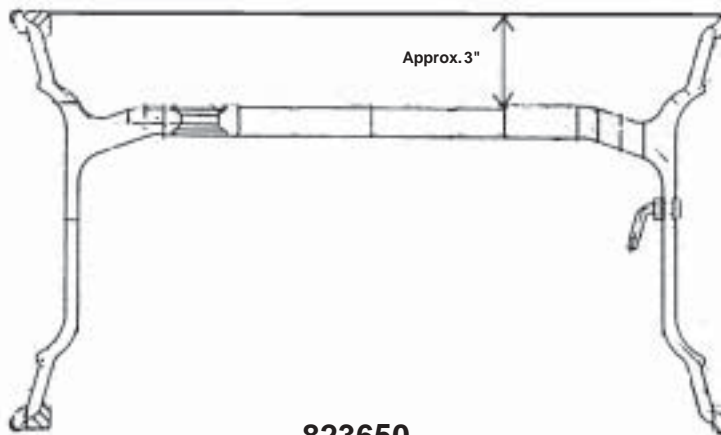
**Outset Wide Base Wheel / Super Single
10-Hole 285.75 mm Bolt Circle / 220.1 mm Center Bore**



Wheel Size	Part No.	Tire Sizes	Wheel Cap.	Finish
22.5" x 12.25"	823650	15R x 22.5 16.5R x 22.5 385/65R x 22.5 425/65R x 22.5	11,400 lbs.	Machine Finish



Description	Part No.	Thread	Hex
Front Single Nut	39874 or E9020	M22 X 1.5"	33 mm



Must consider tire clearances when switching to wide base wheels.



HUB-PILOTED WIDE BASE WHEEL

Steering Axle Duplex Wheel

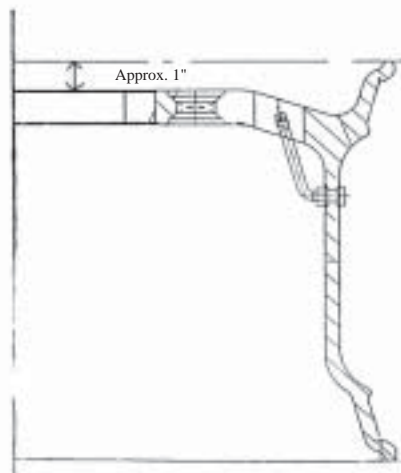
10 Hole 285.75 mm Bolt Circle / 220.1 mm Center Bore



Description	Part No.	Thread	Hex
Swivel Lug Nut	39874 or E9020	M22 x 1.5	33 mm



Wheel Size	Part No.	Tire Sizes	Wheel Cap.	Finish
22.5" x 12.25"	823640	15Rx22.5 16.5Rx22.5 385/65Rx22.5 425/65Rx22.5	11,000 lbs.	Machine Finish



823640


Must consider tire clearances when switching to duplex wheels.





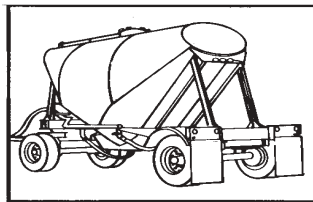

HUB-PILOTED WIDE BASE WHEEL: REAR & TRAILER WHEEL

22.5" x 14" / Super Single Wheel

10-Hole 285.75 mm Bolt Circle / 220.1 mm Center Bore



Wheel Size	Part No.	Wheel Cap.	Tire Size	Finish
22.5" x 14"	841600	12,800 lbs.	445 - 50 R22.5	Machine Finish
			445 - 55 R22.5	



Description	Part No.	Thread	Hex
Swivel Nut	39874 or E9020	M22 x 1.5"	33mm

Must consider tire clearances when switching to wide base wheels.



TEN HOLE BUDD-TYPE DOUBLE CAP NUT WHEEL

STUD-PILOTED WHEEL

11.25" Bolt Circle / 8.73" Center Bore



Wheel Size	Regular	Dura-bright	Tire Sizes	Finish
22.5" x 8.25"	883110	883110DB	11.00	Machine Finish
22.5" x 8.25"	883111	883111DB	11.00	Outside (Front) Polish
22.5" x 8.25"	883112	883112DB	11.00	Inside (Rear) Polish
22.5" x 9.00"	893000		12.00, 295/75R, 315/80R	Machine Finish
24.5" x 8.25"	983120		11.00, 285/75R	Machine Finish
24.5" x 8.25"	983121		11.00, 285/75R	Outside (Front) Polish
24.5" x 8.25"	983122		11.00, 285/75R	Inside (Rear) Polish

Wheel Capacities	
22.5" x 8.25"	7200 lbs.
22.5" x 9"	9000 lbs.
24.5 x 8.25"	7200 lbs.



Hub Caps	Part Number
2 Front Hub Caps, Hug-a-Lugs, Wrench	076015
4 Rear Hub Caps, Hug-a-Lugs, Wrench	077015



LUG NUTS & HUG-A-LUG NUT COVERS (BUDD-TYPE DOUBLE CAP NUT WHEEL)



Description	Part No.	Thread O.D.	Thread I.D.	O.A. Length
Hardened Inner Cap Nut	E5988-R & L	1-1/8"-16	3/4"-16	3-1/16"
Hardened Inner Cap Nut	E7896-R & L	1-1/8"-16	3/4"-16	2-9/16"
Steel Inner Wheel & Aluminum Outer Wheel	or E7897-R & L	1-1/8"-16	3/4"-16	3-1/16"



Description	Part No.	Thread	Hex	High
Hardened Outer & Front Cap Nut	E5977-R & L	1-1/8"-16	1-1/2"	7/8"
Outer & Front Cap Nut	*E5996-R & L	1-1/8" - 16	1-1/2"	1"

* For 22.5" x 9" Wheels. Also, for other wheels needing extra long grip nut.

BUDD-TYPE CHROME HUG-A-LUG NUT COVERS

For Stud-Piloted Budd-Type Double Cap Nut Wheel.



Description	Part No.	Fits
Chrome Hug-A-Lug	000150	1-1/2" Hex





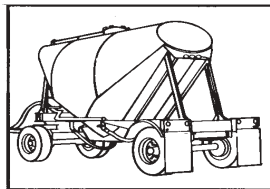

WIDE BASE WHEEL: TRAILER USE ONLY

**10-Hole 11.25" Bolt Circle / 8.73" Center Bore
Center Disc / Super Single Wheel**

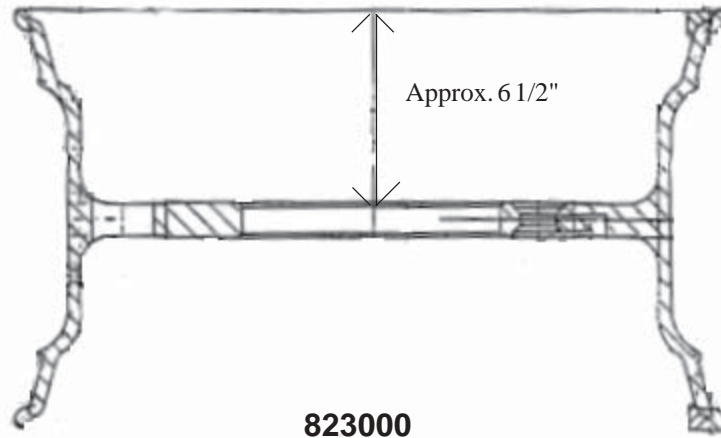
Stud-Piloted Wheel



Wheel Size	Part No.	Tire Sizes	Wheel Cap.	Finish
22.5" x 12.25"	823000	15R x 22.5 16.5R x 22.5 385/65R x 22.5 425/65R x 22.5	11,400 lbs.	Machine Finish



Description	Part No.	Thread	Hex	High
3/4" Single Nut	E5995-R&L	3/4"-16	1-1/2"	1-3/8"



823000

Must consider tire clearances when switching to wide base wheels.



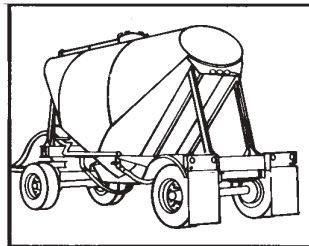



WIDE BASE WHEEL: FRONT, REAR & TRAILER

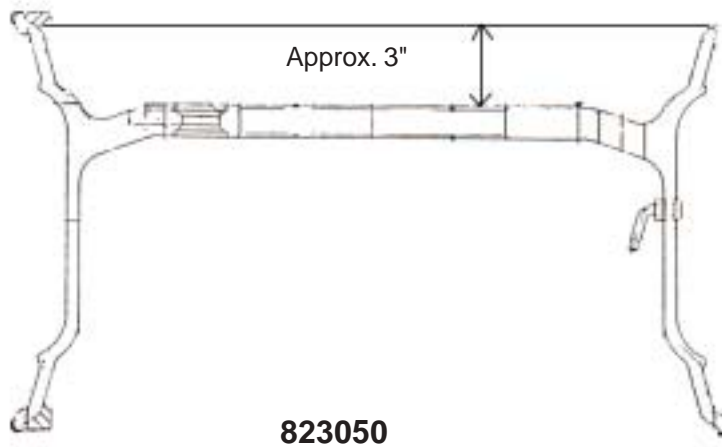
**Outset Wide Base Wheel / Super Single
10-Hole 11.25" Bolt Circle / 8.73" Center Bore
Stud-Piloted Wheel**



Wheel Size	Part No.	Tire Sizes	Wheel Cap.	Finish
22.5" x 12.25"	823050	15R x 22.5 16.5R x 22.5 385/65R x 22.5 425/65R x 22.5	11,400 lbs.	Machine Finish



Description	Part No.	Thread	Hex	High
Rear & Trailer Single Nut	E5995-R&L	3/4"-16	1-1/2"	1-3/8"
Front Single Nut	E5996-R & L	1-1/8"-16"	1-1/2"	1"

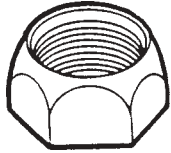


Must consider tire clearances when switching to wide base wheels.



STEERING AXLE DUPLEX WHEEL

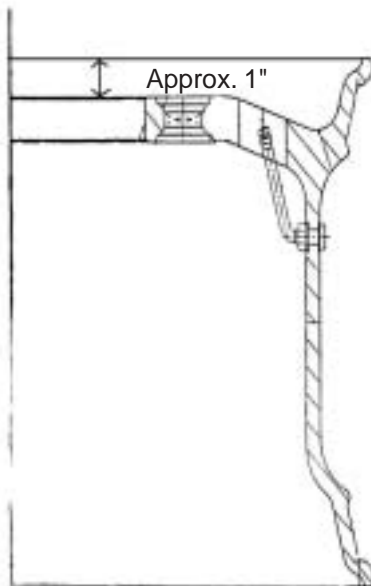
**10-Hole 11.25" Bolt Circle / 8.73" Center Bore
 Outset Wide Base Wheel / Super Single
 Stud-Piloted Wheel**



Description	Part No.	Thread	Hex	High
Single Nut	E5996-R&L	1-1/8"-16	1-1/2"	1"



Wheel Size	Part No.	Tire Sizes	Wheel Cap.	Finish
22.5" x 12.25"	823060A	15R x 22.5 16.5R x 22.5 385/65R x 22.5 425/65R x 22.5	11,000 lbs.	Machine Finish



Must consider tire clearances when switching to wide base wheels.



16" ALCOA LTS SINGLE WHEEL



The Alcoa 16" x 7" LTS single wheel is an excellent custom wheel. It will fit both Pickups and Trailers.

16 x 7 Wheel Specifications

PART NUMBER	BOLT CIRCLE	MAXIMUM LOAD	CENTER BORE	CLOSED CAP	OPEN CAP	LONG CAP	LUG NUTS & COVERS
167031	8 - 6 1/2" (Check fit before mounting)	3415	5.16"	003167***	008167***	002167*** (Closed Long Cap Below for Ford Rear)	See

*** Alcoa Aluminum cap. Closed caps have Alcoa medallion.

LUG NUTS AND LUG NUT COVERS FOR ALCOA LTS SINGLE WHEELS

PARTNUMBER	DESCRIPTION
000078	Chrome Lug Nut Cover
005716	7/16" Lug Nut
005120	1/2" Lug Nut
005916	9/16" Lug Nut
005012	M12 x 1.5 Lug Nut
005014	M14-1.5 Lug Nut



16" ALCOA MOD STYLE CLASSIC SINGLE WHEELS



The Alcoa 16" mod style classic single wheel is an excellent custom wheel.

16" Wheel Specifications

SIZE	PART NUMBER	BOLT CIRCLE	MAXIMUM LOAD	CENTER BORE	CLOSED CAP	OPEN CAP	LONG CAP	LUG NUTS & COVERS
16 x 7 (Pickups & Trailers)	167041*	8 - 6 1/2"	3750	5.16"	003167***	008167***	002167*** (Closed Long Cap for Ford Rear)	See Below
16 x 8 (Special Order)	468401	5 - 5 1/2"	2100	4.25"				
16 x 8 (Special Order)	468411	6 - 5 1/2"	2100	4.25"				
16 x 8 (Special Order)	468421	5 - 4 1/2"	1650	3.30"				
16 x 8 (Hub Piloted Wheel - Special Order)	468471	8-170mm	3450	4.93"				

*** Alcoa Aluminum cap. Closed caps have Alcoa medallion.

LUG NUTS AND LUG NUT COVERS FOR ALCOA MOD STYLE SINGLE WHEELS (Except Hub Piloted Wheel)

PARTNUMBER	DESCRIPTION
000078	Chrome Lug Nut Cover
005716	7/16" Lug Nut
005120	1/2" Lug Nut
005916	9/16" Lug Nut
005012	M12 x 1.5 Lug Nut
005014	M14-1.5 Lug Nut



17" X 8" ALCOA MOD STYLE CLASSIC SINGLE WHEELS



Alcoa now has a 17" x 8" mod style classic single wheel. It will fit both Pickups and Trailers.

17 x 8 Wheel Specifications

PART NUMBER	BOLT CIRCLE	MAXIMUM LOAD	CENTER BORE
478411 (Special Order)	6 - 5 1/2	2100	4.25"
478421 (Special Order)	5 - 4 1/2	1650	3.30"
478481 (Special Order)	8 - 6 1/2	3450	5.16"



17" LTS 8-SPOKE ALCOA TRUCK WHEEL



Originally designed exclusively for the Hummer® H2, the Alcoa LTS 8-spoke wheels are now available for your light truck.

17 x 8.5 Wheel Specifications

PART NUMBER	SIZE	BOLT CIRCLE	MAXIMUM LOAD
478681 (Special Order)	17" x 8.5"	8 - 6 1/2	2750



17.5" SINGLE TRAILER WHEEL



Brilliant shine. Strong as an ox. Actually, strong enough to carry a stable of horses. This wheel weighs only 30 pounds but has a 6,050 pound maximum load rating.

17.5" x 6.75" Wheel Specifications

PART NUMBER	SIZE	BOLT CIRCLE	MAXIMUM LOAD	CENTER BORE
661401 Hub Piloted (Special Order)	17.5" x 6.75"	8 - 6 1/2"	6050	4.77"
662401 Hub Piloted (Special Order)	17.5" x 6.75"	8 - 6 1/2"	6050	4.88"

LUG NUTS

PARTNUMBER	DESCRIPTION
039946	5/8" Swivel Lug Nut
000190	Chrome Lug Nut Cover



ALCOA MOD STYLE CLASSIC DUAL WHEELS

CHEVROLET & GMC DUAL WHEELS 2001-2006

8 Hole 6.5" Bolt Circle

4.60" Center Bore



16" x 6.5" 8-Hole flat face dual wheel. Designed to fit 2001-2006 Chevrolet and GMC 1-ton two wheel drive and four wheel drive trucks. Uses two-piece washered nut. Uses steel inner wheel on dual.

Each wheel has a maximum load capacity of 2780 pounds.

235/16 tires will not work on this application. Check fit before mounting tire.

DESCRIPTION	PART NO.	OTHER INFORMATION
16" Front Wheel	360251	Outside (Front) Polish
16" Rear Wheel	360252	Inside (Rear) Polish
Lug Nut 14mm - 15	139698	Two Piece Washer Nut
Lug Nut Cover	000190	
*Closed Front Cap	003611	
Closed Rear Cap	003612	
*Open 4WD Caps Not Available		



ALCOA MOD STYLE CLASSIC DUAL WHEELS

CHEVROLET & GMC DUAL WHEELS 1988-2000

8 Hole 6.5" Bolt Circle

4.57" Center Bore



16" x 6" 8-Hole flat face dual wheel. Designed to fit 1988 - 2000 Chevrolet and GMC 1-ton two wheel drive and four wheel drive trucks. Uses two-piece washered nut. Uses steel inner wheel on dual.

Each wheel has a maximum load capacity of 2780 pounds.

235/16 tires will not work on this application. Check fit before mounting tire.

Description	Part No.	Other Information
16" Front Wheel (Special Order)	160231	Outside (Front) Polish
16" Rear Wheel (Special Order)	160232	Inside (Rear) Polish
Lug Nut 14mm-1.5	139698	Two Piece Washered Nut
Chrome Lug Nut Cover	000190	Fits either lug nut listed above.
Closed Front Cap	003611*	
Closed Rear Cap	003612	

* Open 4WD caps not currently available.



ALCOA MOD STYLE CLASSIC DUAL WHEELS

DODGE DUAL WHEELS 1994-1999

Dodge Ram 3500 Trucks

Flat Face Wheel

8 Hole 6.5" Bolt Circle

4.77" Center Bore



16" x 6" 8-Hole flat face dual wheel. Designed to fit 1994 - 1999 Dodge 1-ton two wheel drive and four wheel drive trucks. Uses Two-Piece Washered Nut. Uses steel inner wheel on dual.

Each wheel has a maximum load capacity of 2440 pounds.

235/16 tires will not work on this application.

Check fit before mounting tire.

DESCRIPTION	PART NO.	OTHER INFORMATION
16" Front Wheel (Special Order)	160291	Outside (Front) Polish
16" Rear Wheel (Special Order)	160292	Inside (Rear) Polish
Lug Nut 9/16"	139987	Two Piece Washered Nut
Chrome Lug Nut Cover	000190	
Closed Front Cap	001611	
Closed Rear Cap	001612	



ALCOA MOD STYLE CLASSIC DUAL WHEELS

FORD DUAL WHEELS 1984 - 1998

8 Hole 6.5" Bolt Circle

4.88" Center Bore



16" x 6" 8-Hole flat face dual wheel. These wheels fit Ford F350 1-ton 1984-1998 trucks. Uses Two-Piece Washered Nut. Uses steel inner wheel on dual.

Each wheel has a maximum load capacity of 2780 pounds.

Check fit before mounting tire.

DESCRIPTION	PART NO.	OTHER INFORMATION
16" 2WD Front Wheel except 235/16 Tire (84-98) (Special Order)	160241	Outside (Front) Polish
16" 2WD Rear Wheel except 235/16 Tire (84-98) (Special Order)	160242	Inside (Rear) Polish
16" 4WD Front Wheel (87 - 98) (Special Order)	160281	Outside (Front) Polish
16" 4WD Rear Wheel (87 - 98) (Special Order)	160282	Inside (Rear) Polish
Lug Nut 9/16"	139987	Two Piece Washered Nut
Chrome Lug Nut Cover	000190	
Closed Front Cap	001611	
Closed Rear Cap	001612	



ALCOA MOD STYLE CLASSIC DUAL WHEELS

TWO WHEEL DRIVE FORD F-SUPER DUTY TRUCK 1987-1998

10 Hole 7.25" Bolt Circle

5.46" Center Bore



16" x 6" ten-hole flat face dual wheel. Designed to fit the two wheel drive 1987-1998 Ford F-Super Duty. Uses two-piece washered nut. Uses steel inner wheel on dual.

Each wheel has a maximum load capacity of 3050 pounds.

Check fit before mounting tire.

DESCRIPTION	PART NO.	OTHER INFORMATION
16" Front Wheel (Special Order)	160301	Outside (Front) Polish
16" Rear Wheel (Special Order)	160302	Inside (Rear) Polish
Lug Nut 9/16"	139987	Two Piece Washered Nut
Chrome Lug Nut Cover	000190	
Closed Front Cap	011911	
Closed Rear Cap	011912	



ALCOA MOD STYLE CLASSIC DUAL WHEELS

FORD F450 2005-2006
10 Hole 225 mm Bolt Circle
6.70" Center Bore



19.5" x 6" ten-hole flat face dual wheel. Designed to fit the 2005-06 F450 (2WD & 4WD) Ford truck. Uses steel inner wheel on dual. Each wheel has a capacity of 3750 pounds.

Check fit before mounting tire.

DESCRIPTION	PART NO.	OTHER INFORMATION
19.5" Front Wheel	763201	Outside (Front) Polish
19.5" Rear Wheel	763202	Inside (Rear) Polish
Front Hub Cover	QH1001F	
Rear Hub Cover	QH1001R	



ALCOA MOD STYLE CLASSIC DUAL WHEELS

FORD F450 & F550 TRUCK 2000-2004

8 Hole 225 mm Bolt Circle

6.70" Center Bore



19.5" x 6" eight-hole flat face dual wheel. Designed to fit the 2000-04 F450 and F550 Ford truck. Uses steel inner wheel on dual. Each wheel has a capacity of 3750 pounds.

Check fit before mounting tire.

Description	Part No.	Other Information
19.5" Front Wheel (Special Order)	763801	Outside (Front) Polish
19.5" Rear Wheel (Special Order)	763802	Inside (Rear) Polish
Lug Nuts		Use OEM Lug Nuts
Lug Nut Cover	PGCF896LNC	
Front Hub Cap	PGCF896FHC	
Rear Hub Cap	PGCF896RHC	



19.5 INCH WHEELS

GENERAL MOTORS WHEEL

19.5" x 6" Classic Wheel

10 on 7.25" Bolt Circle

5.25" Center Bore



Part No.	Other Information
761001	Outside Polish (Special Order) Capacity 2780 pounds
761002	Inside Polish (Special Order) Capacity 2780 pounds



ALCOA HOT SHOT DUAL WHEELS

CHEVROLET AND GMC DUAL WHEELS 2001-2006

8 Hole 6.5" Bolt Circle

4.60" Center Bore



16" x 6.5" 8-Hole flat face dual wheel. Designed to fit 2001-06 Chevrolet/ GMC 1 ton two wheel drive and four wheel drive trucks. Uses Two Piece Washered Nut. Uses steel inner wheel on dual.

Each wheel has a maximum load capacity of 2780 pounds.

235/16 tires will not work on this application.

Check fit before mounting tire.

DESCRIPTION	PART NO.	OTHER INFORMATION
16" Front Wheel	163251	Outside (Front) Polish
16" Rear Wheel	163252	Inside (Rear) Polish
Lug Nut 14mm-1.5	139698	Two Piece Washered Nut
Chrome Lug Nut Cover	000190	
Closed Front Cap	003611*	
Closed Rear Cap	003612	

*Open 4WD caps not currently available



ALCOA HOT SHOT DUAL WHEELS

DODGE DUAL WHEELS 2000-2004

Dodge Ram 3500 Trucks

Flat Face Wheel

8 Hole 6.5" Bolt Circle

4.77" Center Bore



16" x 6" 8-Hole flat face dual wheel. Designed to fit Dodge Ram 3500 2000-04 1 ton trucks. Uses Two Piece Washered Nut. Uses steel inner wheel on dual.

Each wheel has a maximum load capacity of 2780 pounds.

Check fit before mounting tire.

DESCRIPTION	PART NO.	OTHER INFORMATION
16" Front Wheel	163291	Outside (Front) Polish
16" Rear Wheel	163292	Inside (Rear) Polish
Lug Nut 9/16"	139987	Two Piece Washered Nut
Chrome Lug Nut Cover	000190	
Closed Front Cap	001611	
Closed Rear Cap	001612	



ALCOA HOT SHOT DUAL WHEELS

FORD DUAL WHEELS 1999 - 2004

8 Hole 170 mm Bolt Circle

4.93" Center Bore



16" x 6" 8-Hole flat face dual wheel. Designed to fit Ford F350 1999 - 2004 two wheel drive and four wheel drive 1 ton trucks. Uses Two Piece Washered Nut. Uses steel inner wheel on dual.

Each wheel has a maximum load capacity of 2780 pounds.

Check fit before mounting tire.

DESCRIPTION	PART NO.	OTHER INFORMATION
16" Front Wheel	161281	Outside (Front) Polish
16" Rear Wheel	161282	Inside (Rear) Polish
2004-2003 Lug Nut	139698	M 14 x 1.5 Two Piece Washered Nut
1999-2002 Lug Nut	039913	M 14 x 2.0 Two Piece Washered Nut
Chrome Lug Nut Cover	000190	
Front Cap	004611	
Rear Cap	004612	



ALCOA HOT SHOT DUAL WHEELS

FORD DUAL WHEELS 1984 - 1998

Two Wheel Drive
8 Hole 6.5" Bolt Circle
4.88" Center Bore



16" x 6" 8-Hole flat face dual wheel. Designed to fit Ford F350 two wheel drive 1 ton vehicles manufactured from 1984 to 1998. Uses Two Piece Washered Nut. Uses steel inner wheel on dual.

Each wheel has a maximum load capacity of 2780 pounds.

235/16 tires will not work on this application.

Check fit before mounting tire.


DESCRIPTION	PART NO.	OTHER INFORMATION
16" Front Wheel (Special Order)	161261	Outside (Front) Polish
16" Rear Wheel (Special Order)	161262	Inside (Rear) Polish
Lug Nut 9/16"	139987	Two Piece Washered Nut
Chrome Lug Nut Cover	000190	
Closed Front Cap	001611	
Closed Rear Cap	001612	



ALCOA CHEVROLET/GMC WHEELS

PRO SERIES

ADVENTURE SERIES



PROSERIES PARTNO.	ADVENTURE SERIES PARTNO.	DESCRIPTION	BOLT CIRCLE	CAPACITY	CENTER BORE
179011CC	179111CC	17x9, Polish	6x5.5	2200	3.46"
209011CC	209111CC	20x9, Polish	6x5.5	2200	3.46"
179011CR	179111CR	17x9, Chrome	6x5.5	2200	3.46"
209011CR	209111CR	20x9, Chrome	6x5.5	2200	3.46"

MAKE	MODEL	YEAR
Cadillac	Escalade/ESV	04-06
Cadillac	EXT	04-06
Chevrolet	Avalanche	04-06
Chevrolet	Tahoe	04-06
Chevrolet	Suburban	04-06
GMC	Yukon/Yukon XL	04-06
GMC/Chevrolet	C/K 1500	99-07
GMC/Chevrolet	C/K 1500	99-07



ALCOA DODGE / CHRYSLER WHEELS

PRO SERIES



ADVENTURE SERIES



PRO SERIES PART NO.	ADVENTURE SERIES PART NO.	DESCRIPTION	BOLT CIRCLE	CAPACITY	CENTER BORE
179001CC	179101CC	17 x 9, Polish	5 x 5.5	2200	3.46"
209001CC	209101CC	20 x 9, Polish	5 x 5.5	2200	3.46"
179001CR	179101CR	17 x 9, Chrome	5 x 5.5	2200	3.46"
209001CR	209101CR	20 x 9, Chrome	5 x 5.5	2200	3.46"

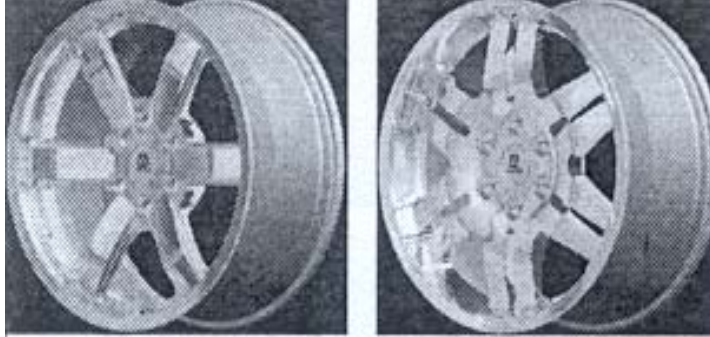
MAKE	MODEL	YEAR
Dodge	Ram 1500	02-06
Dodge	Durango	04-06
Chrysler	Aspen	2007



ALCOA FORD / LINCOLN WHEELS

PRO SERIES

ADVENTURE SERIES



PRO SERIES PART NO.	ADVENTURE SERIES PART NO.	DESCRIPTION	BOLT CIRCLE	CAPACITY	CENTER BORE
179061CC	179161CC	17 x 9, Polish	6 x 135 mm	2200	3.46"
209061CC	209161CC	20 x 9, Polish	6 x 135 mm	2200	3.46"
179061CR	179161CR	17 x 9, Chrome	6 x 135 mm	2200	3.46"
209061CR	209161CR	20 x 9, Chrome	6 x 135 mm	2200	3.46"

MAKE	MODEL	YEAR
Ford	F-150	04-06
Ford	Expedition	04-06
Lincoln	Mark LT	2006
Lincoln	Navigator	04-06



ALCOA JEEP WHEELS

PRO SERIES

ADVENTURE SERIES



PRO SERIES PART NO.	ADVENTURE SERIES PART NO.	DESCRIPTION	BOLT CIRCLE	CAPACITY	CENTER BORE
179021CC	179121CC	17x9, Polish	5x4.5	1800	2.81"
179021CR	179121CR	17x9, Chrome	5x4.5	1800	2.81"

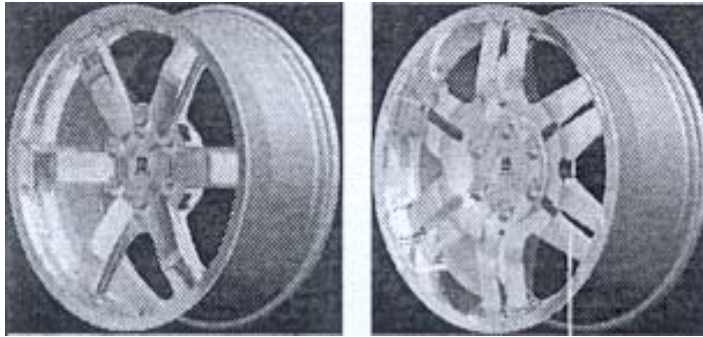
MAKE	MODEL	YEAR
Jeep	Wrangler	88-06



ALCOA NISSAN WHEELS

PRO SERIES

ADVENTURE SERIES



PRO SERIES PART NO.	ADVENTURE SERIES PART NO.	DESCRIPTION	BOLT CIRCLE	CAPACITY	CENTER BORE
179031CC	179131CC	17 x 9, Polish	6 x 5.5	2200	3.46"
209031CC	209131CC	20 x 9, Polish	6 x 5.5	2200	3.46"
179031CR	179131CR	17 x 9, Chrome	6 x 5.5	2200	3.46"
209031CR	209131CR	20 x 9, Chrome	6 x 5.5	2200	3.46"

MAKE	MODEL	YEAR
Nissan	Armada	04-06
Nissan	Titan	04-06



ALCOA TOYOTA WHEELS

PRO SERIES

ADVENTURE SERIES



PRO SERIES PART NO.	ADVENTURE SERIES PART NO.	DESCRIPTION	BOLT CIRCLE	CAPACITY	CENTER BORE
179041CC	179141CC	17x9, Polish	6x5.5	2200	4.25"
208041CC	208141CC	20x8, Polish	6x5.5	2200	4.25"
179041CR	179141CR	17x9, Chrome	6x5.5	2200	4.25"
208041CR	208141CR	20x8, Chrome	6x5.5	2200	4.25"

MAKE	MODEL	YEAR
Toyota	FJ Cruiser	2007
Toyota	Tundra	00-06
Toyota	Sequola	00-06



ALUMINUM CAPS FOR ALCOA SINGLE WHEELS

PARTNUMBER	DESCRIPTION
002167	Height: 5.875". Long Cap. 5.15" Hub Diameter. 8 on 6-1/2" Bolt Circle. Has Alcoa Medallion.
003167	Height: 4.7". 5.15" Hub Diameter. 8 on 6-1/2" Bolt Circle. Has Alcoa Medallion.
008167	Height: 4.65" 5.15" Hub Diameter 8 on 6-1/2" Bolt Circle. Open Cap.





ALUMINUM WHEEL CAPS FOR ALCOA DUAL WHEELS

PARTNUMBER	DESCRIPTION	PARTNUMBER	DESCRIPTION
001611	Height: 1.125". For Dodge/Ford dual wheel applications. 8 on 6-1/2" Bolt Circle. Has Alcoa Medallion.	003612	Height: 4.750". For Chevrolet/GMC dual wheel applications. 8 on 6-1/2" Bolt Circle. Has Alcoa Medallion.
001612	Height: 4.75". For Dodge/Ford dual wheel applications. 8 on 6-1/2" Bolt Circle. Has Alcoa Medallion.	011911	Height: 1.5". Fits front 10 hole wheels. 10 on 7.25" Bolt Circle. Has Alcoa Medallion.
001681	Height: 4.75". Open Cap for Dodge/Ford dual wheel applications. 8 on 6-1/2" Bolt Circle.	011912	Height: 5.375". Fits rear 10 hole wheels. 10 on 7.25" Bolt Circle. Has Alcoa Medallion.
003611	Height: 1.125". For Chevrolet/GMC dual wheel applications. 8 on 6-1/2" Bolt Circle. Has Alcoa Medallion.		

**BUDD-TYPE CHROME
HUG-A-LUG NUT COVERS**



For Stud-Piloted Budd-Type Double Cap Nut Wheel. 1-1/2" Hex.

Description	Part No.	Fits
Chrome Hug-A-Lug	000150	1-1/2" Hex

**ALCOA HUB PILOTED WHEEL
CHROME HUG-A-LUG NUT COVER**



Description	Part No.	Fits
Fits E9020 Nut for Alcoa Hub-Piloted Wheels	000181	8 Hole & 10 Hole Hub Piloted Wheels



ALCOA HUB COVER SYSTEM BUDD-TYPE WHEELS STUD PILOTED SYSTEMS 22.5" & 24.5" WHEELS

Alcoa has come out with hub caps and lug nut covers for 10 Hole Budd-Type Double Cap Nut Alcoa Aluminum Wheels. They are a beautiful addition to the Alcoa line and are made to stay on. The caps are used strictly on stud piloted ten hole Budd-Type wheels.

FRONT HUB CAPS



Part No	Description	Other Information
076015	2) Front Hub Caps 20) Hug-a-lugs	Fits 10 Hole, 11.25" Bolt Circle, Budd-Type Wheels
076155	1) Hub Cap 10) Hug-a-lugs	

REAR HUB CAP



Part No	Description	Other Information
077015	4) Rear Hub Caps and 40) Hug-a-lugs	Fits 10 Hole, 11.25" Bolt Circle, Budd-Type Wheels
077155	1) Hub Cap 10) Hug-a-lugs	



**ALCOA HUB COVER SYSTEM
BUDD UNI-MOUNT-10 TYPE WHEELS
22.5" & 24.5" WHEELS**

Alcoa has come out with hub cap and lug nut covers for 10 Hole Budd Uni-mount-10 Type Alcoa Aluminum Wheels. They are a beautiful addition to the Alcoa line and are made to stay on. The caps are used strictly on hub piloted ten hole aluminum wheels.

FRONT HUB CAP



Part No	Description	Other Information
076018	2) Front Hub Caps 20) Hug-a-lugs	Fits 10 Hole, 285.75mm Bolt Circle. Single Two-Piece Washered Nut used on wheels.
076188	1) Front Hub Cap 10) Hug-a-lugs	

REAR HUB CAP



Part No	Description	Other Information
077018	4) Rear Hub Caps 40) Hug-a-lugs	Fits 10 Hole, 285.75mm Bolt Circle. Single Two-Piece Washered Nut used on wheels.
077188	1) Rear Hub Cap 10) Hug-a-Lugs	



ALCOA CLEANING SYSTEM

Alcoa has been pushing the leading edge of aluminum technology since they invented the stuff nearly 100 years ago. That's why the Alcoa name carries more credibility with your customers than any other name in the business today. Now Alcoa scientists have formulated an exclusive new aluminum care system you will take a shine to!

The Alcoa Aluminum Care System works on all aluminum components: wheels, fuel tanks, fenders, cab protectors and more. It's as easy as 1-2-3!



Part Number	Size	Information
CLEANER	20 oz.	Sprays on, rinses off. Removes dulling oxidation. No scrubbing to remove ordinary dirt!
POLISH	16 oz.	Restores like-new luster.
SEALANT	13 oz.	Keeps aluminum shining six times longer than unprotected aluminum.



WARNING

Wheel and tire servicing can be dangerous.
To protect life and limb, be sure you understand and follow all mounting, demounting, maintenance, inspection, operational procedures and safety instructions and practices.

For complete information contact:

Henderson Wheel & Warehouse Supply
1825 South 300 West
Salt Lake City, UT 84115

or

Henderson Wheel & Supply
112 West 34th Street
Boise, ID 83714


Ask for the following catalog:

"Alcoa Aluminum Truck Wheel Service Manual and Operating Instructions"

Never mount 16.5" diameter tires on 16" diameter wheels.

Never mount 16" diameter tires on 16.5" diameter wheels.

**Come see us at
one of our five
Henderson
Locations:**



Henderson Wheel and Warehouse Supply
1825 South 300 West • Salt Lake City, UT 84115
Tel: (801)486-2073 • Toll Free: (800)748-5111 • Fax: (801)486-0353

Henderson Parts Pros
3144 Grant Avenue • Ogden, UT 84401
Tel: (801)393-0440 • Toll Free: (800)627-3956 • Fax: (801)621-0781

Henderson Parts Pros
7480 South State Street • Midvale, UT 84047
Tel: (801)566-6566 • Fax: (801)352-2535

Henderson Parts Pros
333 North State Street • Orem, UT 84057
Tel: (801)229-2333 • Toll Free: (888)586-8774 • Fax: (801)224-8612

Henderson Wheel & Supply
112 W. 34th Street • Boise, ID 83714
Tel: (208)344-6525 • Toll Free: (800)248-3444 • Fax: (208)336-1296